



CANADA-AFRICA RELATIONS DATASHEET

Canada's Africa Strategy 2025: Interventions from the Trenches

More at: <https://www.cwjroberts.com/canadas-africa-strategy-2025>

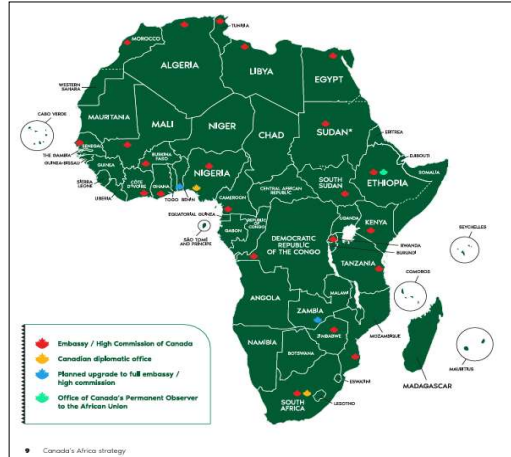
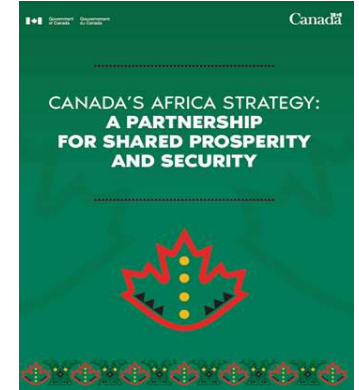


Canada's Africa Strategy 2025: Interventions from the Trenches

Countries	Full Cdn Emb or HC 1st Year Resident Emb/HC	Commonwealth Member	Francophonie Member	2023 Cdn-Listed Mining Assets (\$C million)	2023 Cdn-Listed Mining Companies (#)	Military Training Agreements	2022-23 MTCP Member	Dual Taxation		Foreign Inv Protection		No bilateral FTAs		Air Transport Agreements, Notes	
								DTA/Sign	DTA/Rat	FIPA/Sign	FIPA/Rat	GPT	LDCT	1st ATA/Note	ATA/Latest Mod
North Africa															
Algeria	1971							1999	2000					2006	2018
Egypt	1954		✓	X	3			1983	1984	1996	1997			1987	2010
Libya	2001														
Morocco	1974		✓	X	5		✓	1975	1978					1975/1986	
Tunisia	1966		✓				✓	1982	1984					2010	
Western Sahara															
Eastern Africa															
Burundi			✓	X	1								✓	✓	
Comoros			✓										✓	✓	
Djibouti			✓				✓						✓	✓	
Eritrea			✓										✓	✓	
Ethiopia	1965			\$22	4									✓	2010
Kenya	1967	✓		X	3	1971, 1983	✓	1983	1987					✓	2011
Madagascar			✓	\$52	3			2016	2020					✓	
Malawi		✓		X	1		✓							✓	
Mauntius		✓	✓	X	1									✓	
Seychelles		✓	✓											✓	
Mozambique	2004		Observer	X	1								✓	✓	
Rwanda	2023	✓	✓											✓	
Somalia														✓	
South Sudan	2014													✓	
Sudan	2004 (2021 1st Amb)					1982								✓	
Uganda		✓				1970	✓							✓	
United Republic of Tanzania	1962	✓		\$2,852	7	1965, 1966, 1975	✓	1995	1997	2013	Ended 2023			✓	
Central Africa															
Angola			Observer										✓	✓	
Cameroon	1962	✓					✓	1982	1988	2014	2016			✓	2022/2024
Central African Republic			✓	X	1									✓	
Chad			✓											✓	
Congo (Brazzaville)			✓											✓	
DR Congo	1965			X	6									✓	
Equatorial Guinea			✓											✓	
Gabon	1984-2006	✓						2002	2008					✓	
Sao Tome and Principe			✓											✓	
Southern Africa															
Botswana		✓		\$637	7	1988	✓							✓	
Lesotho		✓												✓	
Namibia	1990-93	✓		\$503	15	1991	✓	2010						✓	
South Africa	1940	✓		\$1,872	14		✓	1995	1997	1995				✓	2009
eSwatini		✓												✓	
Zambia	1972-2009 / Proposed 2025	✓		\$10,234	7	1984	✓	1984	1989	2013	Not			✓	
Zimbabwe	1980			X	3	1986		1992	1994					✓	
West Africa															
Benin	Office/BF (* 2025?)		✓			1985	✓							✓	
Burkina Faso	1995		✓	\$1,612	13					2015	2017			✓	
Cape Verde			✓											✓	
Côte d'Ivoire	1970		✓	\$1,537	12		✓	1983	1985	2014	2015			✓	1987/1990
Gambia		✓	Observer											✓	
Ghana	1957	✓		\$1,141	8	1961, 1975, 1978	✓							✓	2011
Guinea			✓							2015	2017			✓	
Guinea-Bissau			✓											✓	
Liberia			✓		3			1976						✓	
Mali	1995		✓	\$6,766	12					2014	2016			✓	
Mauntania			✓	\$3,236	4									✓	
Niger			✓	\$221	3									✓	
Nigeria	1960	✓		X	3	1963, 1964	✓	1992	1999	2014				✓	
Senegal	1966	✓		X	2		✓	2001	2003	2014	2016			✓	2011
Sierra Leone		✓					✓							✓	
Togo		✓					✓							✓	
Notes															
			Temp suspended	X = confidential .. = very small			MTCP = Military Training & Coop Program		In force	Not Rat				Full ATA	Signed, not in force
Sources															
	https://treaty-accord.gc.ca/search-recherche.aspx?type=2&page=1&lang=eng														
	https://w55.international.gc.ca/CHOMA-CDMCE/Posting														
	https://travel.gc.ca/assistance/ambassies-consulates?_ga=2.181637863.1391332927.1740597726.1495333624.1733819226														
	https://www.canada.ca/en/department-finance/programs/tax-policy/tax-treaties/in-force.html														
	https://www.cgaai.ca/a_guide_to_canadian_diplomatic_relations_1925_2019#Canadian														
	https://natural-resources.canada.ca/minerals-mining/mining-data-statistics-analysis/minerals-mining-publications/canadian-mining-assets														
	https://natural-resources.canada.ca/maps-tools-publications/publications/canadian-mining-assets-cmas-country-region-2022-2023-p														
	https://www.canada.ca/en/department-national-defence/programs/military-training-cooperation-program/directorate-military-training-cooperation.html														
	https://www.cbsa-asfc.gc.ca/trade-commerce/taarif-tarif/2025/html/countries-pays-eng.html														

Canada's Africa Strategy (and related initiatives from March 2025)	https://www.canada.ca/en/global-affairs/news/2025/03/canada-launches-its-first-global-africa-strategy-a-partnership-for-shared-prosperity-and-security.html
Air Transport Agreement with Ghana	https://www.canada.ca/en/transport-canada/news/2025/03/canada-reaches-first-time-air-transport-agreement-with-ghana.html
Air Transport Agreement with Senegal	https://www.canada.ca/en/transport-canada/news/2025/03/canada-expands-air-transport-agreement-with-senegal.html

Canada's Africa Strategy was launched 6 March 2025. The map below of Canadian diplomatic presence in Africa is from that document: <http://tinyurl.com/mw8zbsfj>



The figure below on African imports is from the 7 November 2024 Canadian House of Commons Standing Committee on Foreign Affairs and International Development (FAAE) report on "Canada's Engagement with Africa". Full report is available here: <https://www.ourcommons.ca/documentviewer/en/44-1/FAAE/report-28>

Canada's Africa Strategy released 6 March 2025 does not include any similar graphics, but notes that two-way trade increased to \$15.1 billion in 2024, which is up 30% over 5 years.

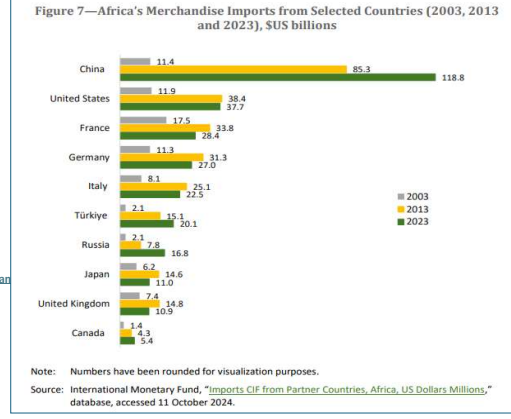


Figure 7—Africa's Merchandise Imports from Selected Countries (2003, 2013 and 2023), \$US billions



On 7 November 2024, the Canadian House of Commons Standing Committee on Foreign Affairs and International Development (FAAE) released this report. Below are two useful figures (map of diplomatic posts, African imports over time), and the full report is available here: <https://www.ourcommons.ca/documentviewer/en/44-1/FAAE/report-28>

Global Affairs Canada announced a series of initiatives the same day, on the margins of the Canada-AU Commission High-Level Dialogue: <https://tinyurl.com/y4z5s3ak>

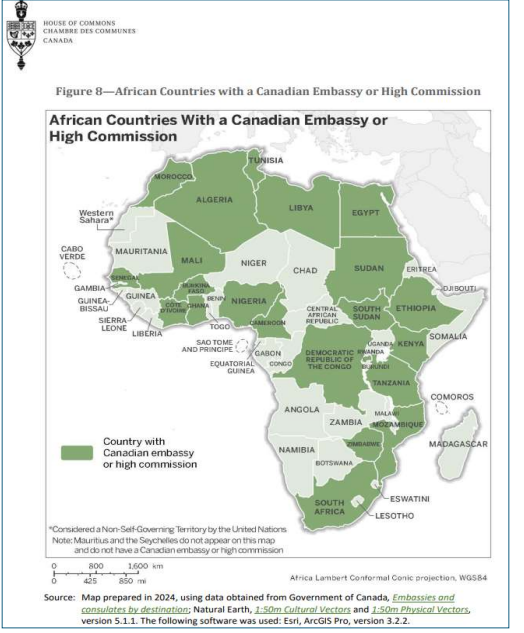


Figure 8—African Countries with a Canadian Embassy or High Commission